

MODULAR BED HEAD UNITS

MODULAR

MODEL: 1065.10
ORDER NO: 66.1033



PRODUCT FEATURES

General Features

Electrical Outlet	3 pcs
Lighting	1 direct 18W LED 6500K (Reading), 1 indirect 18W 6500K (Ambient)
Switch	1 pc
Dimensions (WxDxH)	295 x 120 x Length (Optional)
Total Weight	8 - 10 kgs / 16- 20 kgs
Input Voltage	220 V / 50 Hz

Description	Length	Model No	
Wall Type	Single	1500-1800 mm	1065.10
	Double	3000-3600 mm	10650.20

Material Features

Material	Gövde Alüminyum Kapaklar ABS
----------	---------------------------------

Optional Products

Data Socket
UPS Socket
Nurse Call
Telephone Socket

Gas Outlets Used

Oxygen (O ₂)
Medical Air 4 (MA4)
Medical Air 7 (MA7)
Nitrous Oxide (N ₂ O)
Carbon Dioxide (CO ₂)
Vacuum (VAC)

Description

ÜZÜMCÜ Patient Bed Head Units are modular systems that offer integrated solutions for medical gas outlets, nurse call systems, and electrical outlets in patient areas. All electrical installations are designed in accordance with IEE regulations, and the units, made of impact-resistant materials, are suitable for cleaning with hospital-grade disinfectants. Each unit can be customized according to user needs.

Classification

Manufactured in accordance with EN 11197 and EN 60601-1 and meets all standards of these regulations. ÜZÜMCÜ Medical Bed Head Units are designed in accordance with HTM 02-01. Pressure losses between terminal units comply with the BS EN 737-1:2015 standard.

- Customizable unit according to the customer's needs during the ordering process and after installation
- Manufactured using materials with high impact resistance
- Aluminum body, ABS covers
- Wide range of color options available
- LED lighting for reading and ambient lighting (optional fluorescent light option)
- Electrical outlets compatible with different country standards, Nameplate option available on the lamp module.
- Safe and robust construction
- Medical gas and electrical outlets designed in accordance with international standards
- Length alternatives available for single and double beds.
- Vertical mounting option available.
- Surfaces suitable for easy cleaning and disinfection,
- Surfaces suitable for easy cleaning and disinfection,
- Nurse call system can be integrated.
- Integrated medical gas piping and connection points,
- Electrical outlets are equipped with grounding for safety.
- Ergonomic design ensures ease of use.
- Modular design can be customized to meet specific needs.

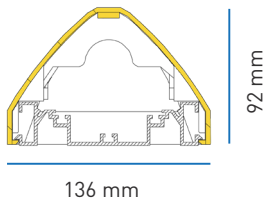

PATIENT BED HEAD UNIT







MODEL: 1065.10
ORDER NO: 66.1033

PRODUCT FEATURES

Color Options

- White
RAL9003
- Yellow
RAL1018
- Light Grey
RAL7040
- Anthracite
RAL7015



						
Module	A	B	C	D	E	A
Module Description	End Cover	Med. Gas Outlet Module (Single Port)	Led Lighting Module	Electrical Power Module (5 Sockets)	Electrical Power Module (5 Sockets)	End Cover
Module Length	75 mm	150 mm	350 mm	350 mm	150 mm	75 mm
Module Quantity	1 pc	- pcs	- pcs	- pcs	- pcs	1 pc
Options	Gas Type & Qty		Standard	Reading Standard	Electrical Standard	Electrical Standard
	O ₂	<input type="checkbox"/>	BS <input type="checkbox"/>	Led Day Light <input type="checkbox"/>	EU (220 V) <input type="checkbox"/>	EU (220 V) <input type="checkbox"/>
	VAC	<input type="checkbox"/>	DIN <input type="checkbox"/>	Led White Light <input type="checkbox"/>	British (110V) <input type="checkbox"/>	British (110V) <input type="checkbox"/>
	A4	<input type="checkbox"/>	AFNOR <input type="checkbox"/>	Fluoresc Day Light <input type="checkbox"/>	Others <input type="checkbox"/>	Others <input type="checkbox"/>
	A8	<input type="checkbox"/>	ENV <input type="checkbox"/>	Fluoresc White Light <input type="checkbox"/>		
	N ₂ O	<input type="checkbox"/>	CHEM. <input type="checkbox"/>		Socket Types & Qty	Socket Types & Qty
	CO ₂	<input type="checkbox"/>	DISS <input type="checkbox"/>	Enviroment Light <input type="checkbox"/>	Electrical Socket <input type="checkbox"/>	Electrical Socket <input type="checkbox"/>
			OHME. <input type="checkbox"/>	Led Day Light <input type="checkbox"/>	UPS Socket (Red) <input type="checkbox"/>	UPS Socket (Red) <input type="checkbox"/>
				Led White Light <input type="checkbox"/>	Single Switch <input type="checkbox"/>	Single Switch <input type="checkbox"/>
				Name Plate <input type="checkbox"/>	Commutator <input type="checkbox"/>	Commutator <input type="checkbox"/>
Colors			Name Plate <input type="checkbox"/>	Dimmer <input type="checkbox"/>	Dimmer <input type="checkbox"/>	
			Name Plate <input type="checkbox"/>	Nurse Call Socket <input type="checkbox"/>	Nurse Call Socket <input type="checkbox"/>	
			Name (Max 28x6 cm) <input type="checkbox"/>	Others <input type="checkbox"/>	Others <input type="checkbox"/>	
		White <input type="checkbox"/>	Yellow <input type="checkbox"/>	Light Grey <input type="checkbox"/>	Dark Grey <input type="checkbox"/>	

PATIENT BED HEAD UNIT

MODEL: 1065.10
ORDER NO: 66.1033

TECHNICAL DRAWING

